



# TELE

LED Recessed Spot Downlight **RETRACTABLE** Dimmable Tri-CCT IP20


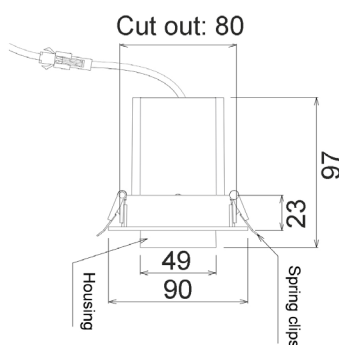
Cut out: 80mm (Convertible Plate for 90mm Cut Out Available)



Retractable In / Out: 60mm

Swivel: 355°

Adjustable Angle: 80°

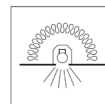


**TELEPLATE1**  
Convertible Plate for 90mm Cut out

### Product Features:

- Input voltage: 220-240V AC
- External Constant Current LED driver
- Housing: Powder coated Aluminium
- Heatsink: Aluminium
- Diffuser: PC
- Tri-CCT (3000K/ 4000K/ 6000K) in one fitting
- CCT switch on driver
- LED chip: 1pc COB
- CRI: >80
- Power factor: 0.9
- Ambient temperature: -20 to 40°C
- Flex & plug: 0.6m
- Suitable for dimming
- **Convertible white plate (to support TELE1 to fit 90mm cut out) is also available (sold separately)**

<b>IP20</b> Rated	30° Beam Angle	30,000hr Lifetime	<b>3YEAR</b> Replacement Warranty	DIMMABLE	
----------------------	-------------------	----------------------	-----------------------------------------	----------	--



### Tested and Recommended Dimmers:

Brand	Part No.
CLA	LYNX, VELA
CLIPSAL	32E450UDM, 31E2PUDM, 32ELEDM-WE, 32E450TM
DIGINET	MEDM, MMDM/RT
HPM	CAT250T, CAT400T

\*Please check with Licenced electrician for Min and Max dimmer load

\*May be compatible with other untested dimmers

Part No.	Description	Lumens			Watt	Diam	Depth	Cut out	Box Weight	Box Dimensions	Carton Qty
		3000K	4000K	6000K							
TELE1	D/L RETRACTABLE DIMM 10W WH Tri	750lm	860lm	800lm	10W	Ø90mm	97mm	Ø80mm	0.4kg	11x11x12cm	1/20
TELEPLATE1	D/L Convertible plate (Support TELE1 to fit into a 90mm hole) WH OD 115mm					Ø115mm					

\*Must be installed by a licenced electrician (Installation instructions sheet provided in each product box)