





# SHIELDTRI

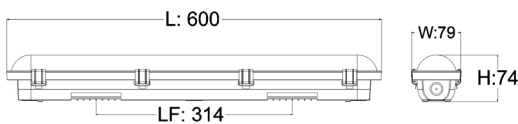
Exterior LED waterproof **DUAL POWER** & **TRI-CCT** battens



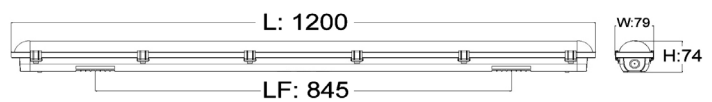
- Exterior LED waterproof dual power Tri-CCT battens
- Input voltage range: 220-240V 50Hz
- Inbuilt Constant Current LED driver
- Housing & diffuser: PC
- Tri-CCT (3000K/ 4000K/ 5000K) in one fitting
- Tri-CCT switch on internal driver
- Wattage switch inside driver
- LED chips: 120pcs or 240pcs SMD2835
- CRI: >80
- Power factor: 0.9
- Ambient temperature: -20 to 40°C
- Suitable for 2-way switching
- Suitable for use with 3 wire motion or Microwave sensors
- Includes: 2xMounting brackets(Stainless steel grade 304);  
1xConnector(IP65)



 30,000hr Lifetime	 110° Beam Angle	<b>IP65</b> Rated	<b>IK08</b> Rated	<b>3 YEAR</b> Replacement Warranty
--	--	----------------------	----------------------	--



**SHIELDTRI1**



**SHIELDTRI2**

Part No.	Description	Lumens						Dimensions	Box Weight	Box Dimensions	Carton QTY
		3000K		4000K		5000K					
SHIELDTRI1	BATTEN LED S/M TRIP-ROOF 9W/18W	9W	18W	9W	18W	9W	18W	600x80x75 mm	0.95kg	65x8x9cm	1/10
		800lm	1600lm	1000lm	2000lm	900lm	1800lm				
SHIELDTRI2	BATTEN LED S/M TRIP-ROOF 18W/36W	18W	36W	18W	36W	18W	36W	1200x80x75 mm	1.78kg	125x9x9cm	1/10
		1750lm	3500lm	2000lm	4000lm	1850lm	3700lm				