



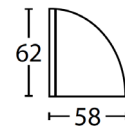
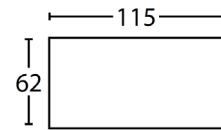
EXTERIOR 12V SURFACE MOUNTED STEP LIGHTS



PRODUCT FEATURES

- Input voltage: 12-24V AC / DC
- External 12V AC or DC control gear required
- CLA recommended drivers: OTTER series & CLA11 series
- Material: solid bronze
- Lamp holder: G4 (Max.20W)
- Globe not included

Recommended CLA LED globes: G401, G403, CLAL1.58 Series, CLAG4L3CW/WW & CLAG4L15CW



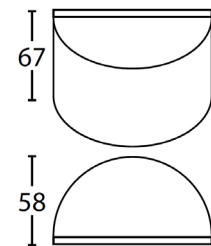
STE12



STE12
(Aged Bronze)



STE23
(Antique Bronze)



STE23

Part No.	Description	Colour	Lamp holder	Max. Watt	Box Weight	Box Dimensions	Carton QTY
STE23	WALL 12V S/M Antique Bronze Curved G4 BI PIN	ANTIQUE BRONZE	1xG4	20W	0.9kg	11x9x7cm	1/10
STE12	WALL 12V S/M Bronze Lge Curved G4 BI PIN	AGED BRONZE	1xG4	20W	1.0kg	9x6.5x5.5cm	1/10