




# BRICK SERIES

## LED Exterior Recessed Wall Lights



### PRODUCT FEATURES


- Exterior LED recessed wall lights
- Input voltage range: 100-240V AC 50/60Hz
- Internal constant current driver included
- Housing & heatsink: aluminium
- Diffuser: PC
- Sleeve: PC
- LED chips: 12pcs 3030
- Beam angle: please see below
- Ambient temp: -20 to 50°C
- Not suitable for dimming
- Suitable for 2 way switching
- Suitable for use with PIR or Microwave sensors



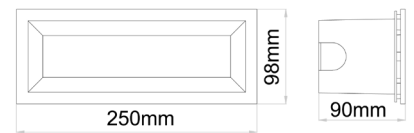
Exterior Lighting



▲ BRICK0001




▲ BRICK0002



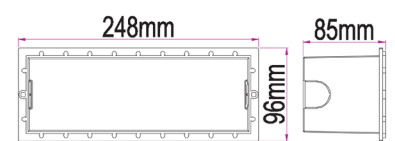
Line Drawing



▲ BRICK0003



▲ BRICK0004



Sleeve

**Cut out:**  
L 227 x W 76 x D 78mm

CODE	DESCRIPTION	KELVIN (K)	LUMENS (LM)	WATT (W)	CRI	BEAM	LENGTH (mm)	WIDTH (mm)	DEPTH (mm)	CARTON QTY
BRICK0001	WALL LED 240V RECD Dark Grey Rect	3000	279	13	>80	60°	250	98	90	1/8
BRICK0002	WALL LED 240V RECD WH RECT	3000	279	13	>80	60°	250	98	90	1/8
BRICK0003	WALL LED 240V RECD Dark Grey Rect Frosted Diffused	3000	546	13	>80	100°	250	98	90	1/8
BRICK0004	WALL LED 240V RECD WH RECT Frosted Diffused	3000	546	13	>80	100°	250	98	90	1/8